

**NFO Opens: September 17, 2025**

qsif  
**EQU**   **Y**  
**LONG-SHORT FUND**

An open-ended equity investment strategy investing in listed equity and equity related instruments including limited short exposure in equity through derivative instruments.



**Powered By:**  
High Frequency  
Analytics (HFA)

**A New Reality**

**Flexi Cap strategy with 25% short exposure**

**Based on**  
**Systematic Active Investing**

CELEBRATING

**30** YEARS  
1995-2025



**Analytics & Risk Platform**

**30 years of 'quantamine'**

CELEBRATING

**30** YEARS  
1996-2026

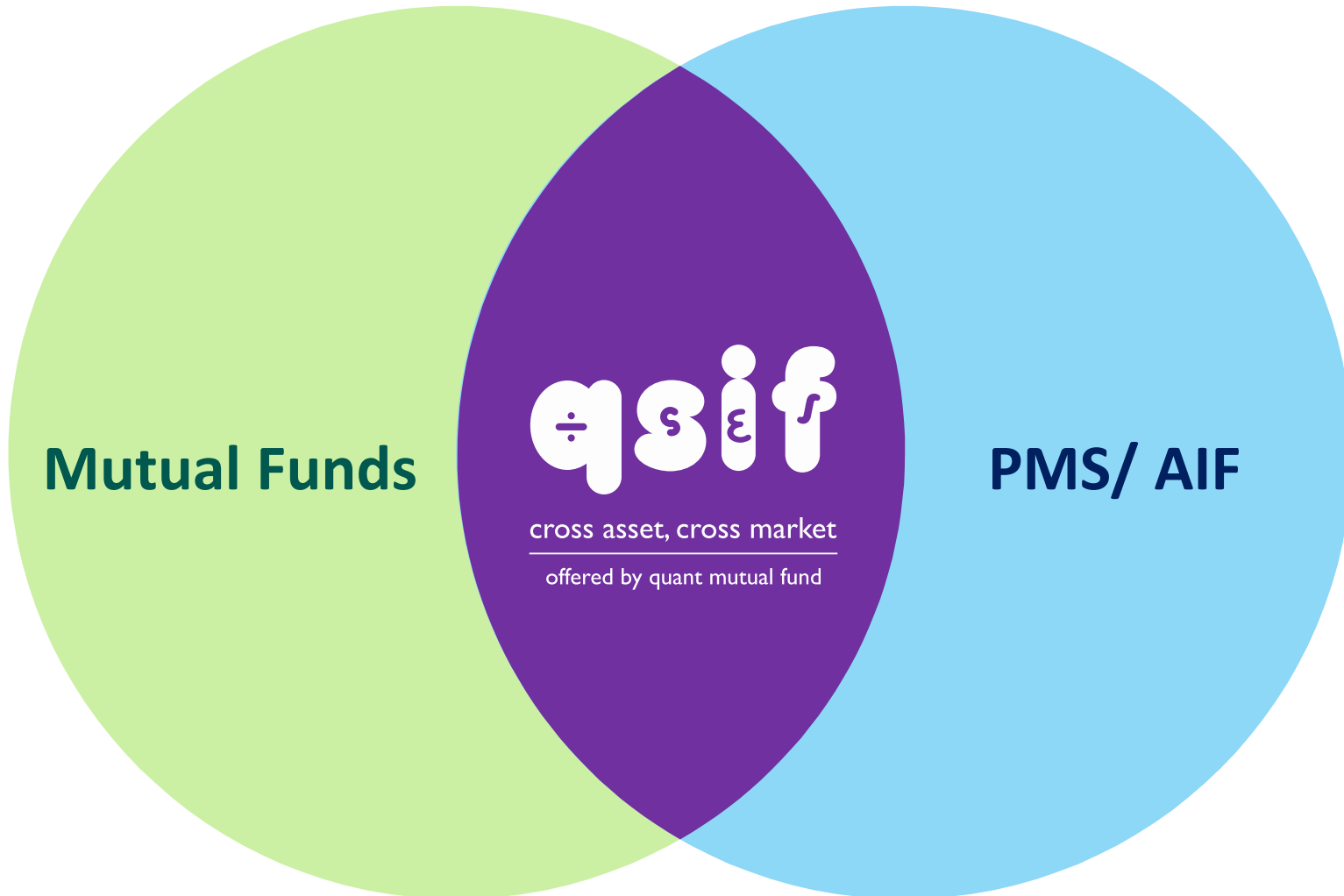


**Money Management Platform**

**30 years of Mutual Fund**

\*2018, current management took the charge

qsif integrates globally accepted **Long-Short** strategies with **transparency, accessibility, tax efficiency** and **ease of execution** of traditional mutual fund schemes





Tactical **Longs** & Opportunistic **Shorts**  
Just play **both**



cross asset, cross market  
offered by quant mutual fund

qsif Equity Long-Short Fund is the only fund available currently to have the flexibility of existing flexi-cap category of mutual funds with an **ADDITIONAL FEATURE** of going **SHORT** (up to 25% of the portfolio) which is a unique proposition

1

Reduction  
in volatility

Adding SIF strategies to an investor's existing MF portfolio could statistically reduce overall portfolio volatility and improve risk metrics

2

Enhance diversification  
and reduce drawdowns

Short positions will further enhance diversification of an investor's existing portfolio with long bias, reducing drawdowns and improving risk-adjusted returns

3

Source of  
additional alpha

Short positions provide hedge opportunities and also represent a unique source of potential alpha in an investor's portfolio




**Managing Long-Short strategies...**

**... better with qsif**

### quantamine

Facilitates advanced data analytics, risk mitigation and seamless execution across asset classes and market conditions



### High Frequency Analytics (HFA)

Decodes price action and liquidity shifts in real time for making investment decisions



### Systematic Active Investing

Determines optimal long/short allocations by blending data-driven models and signals utilizing proprietary investment framework '**MARCOV**'



### Proprietary Indicators

Leverage unique behavioural, regime and perception metrics to identify inflexion points with precision

Different Phase of Equity Markets	Relative Performance	
	quant MF Equity Centric	qsif Equity Centric
Raging Bull Market	Out-performance	Under-performance
Bull Market	Out-performance	Moderate-performance
Correction & Consolidation	Moderate-performance	Out-performance
Rangebound market	Moderate-performance	Out-performance
Bear Market	Under-performance	Out-performance
Volatile Market	Moderate-performance	Out-performance

*illustrations of performance under different market phases are only indicative and should not be considered as guarantees or assurances of future results*

## Deep Market Expertise & Leadership Experience


Led by one of India's earliest institutional players in the derivatives and Badla markets, quant's Founder & CIO, Sandeep Tandon, brings unmatched expertise in quantitative research and multivariate investment strategies. His decades of leadership, combined with the team's experience across long-short equity, statistical arbitrage, and volatility arbitrage, ensure deep domain mastery that few in the market can rival

## Proven Track Record

quant Mutual Fund is one of the fastest-growing AMC in India, delivering outsized outperformance across schemes in past 5 years. The current equity MUM of ₹ 96,000 crore has grown from ₹ 35 crore in 2020 and have huge investors base of 96 lacs folios

## Robust, Evolving Investment Framework

Through quant's indicator suite — Risk Appetite, Liquidity, Money Flow, Perception, and Volatility Analytics — the investment process continuously adapts to changing market cycles. This enables resilience and adaptability in both volatile and stable environments, crucial for long-short strategies



## Advanced Data & High Frequency Capabilities

In its previous avatar, quant was an early adopter of co-location in India, launching a high-frequency trading desk that processed billions of data points with nanosecond precision, turning them into actionable strategies. From 2008 to 2018, quant's proprietary trading and facilitation desk consistently delivered absolute returns, demonstrating strong strategy execution and risk management

## Relentless Dynamic Management

quant has been a pioneer of dynamic management in the Indian mutual fund industry, building its philosophy around constant portfolio calibration and swift decision-making

## Seamless Integration of Tech & Human Expertise

quant's Systematic Active Investing approach uniquely merges algorithmic rigor with the conviction of seasoned portfolio managers. This hybrid model allows swift response to market shifts without losing the depth of discretionary insight, a critical edge in dynamic long-short positioning



Multi-directional Thinking

**Flexi Cap strategy with 25% short exposure**

qsiif

**EQU**  **Y**

LONG-SHORT FUND



# qsif EQU Y LONG-SHORT FUND

## BENCHMARK

Nifty 500 Total Return Index

## INVESTMENT STYLE

Flexi Cap portfolio

**Beta management with 25% shorting option**

## Indicative\*\* asset allocations, risk profiling & ranges

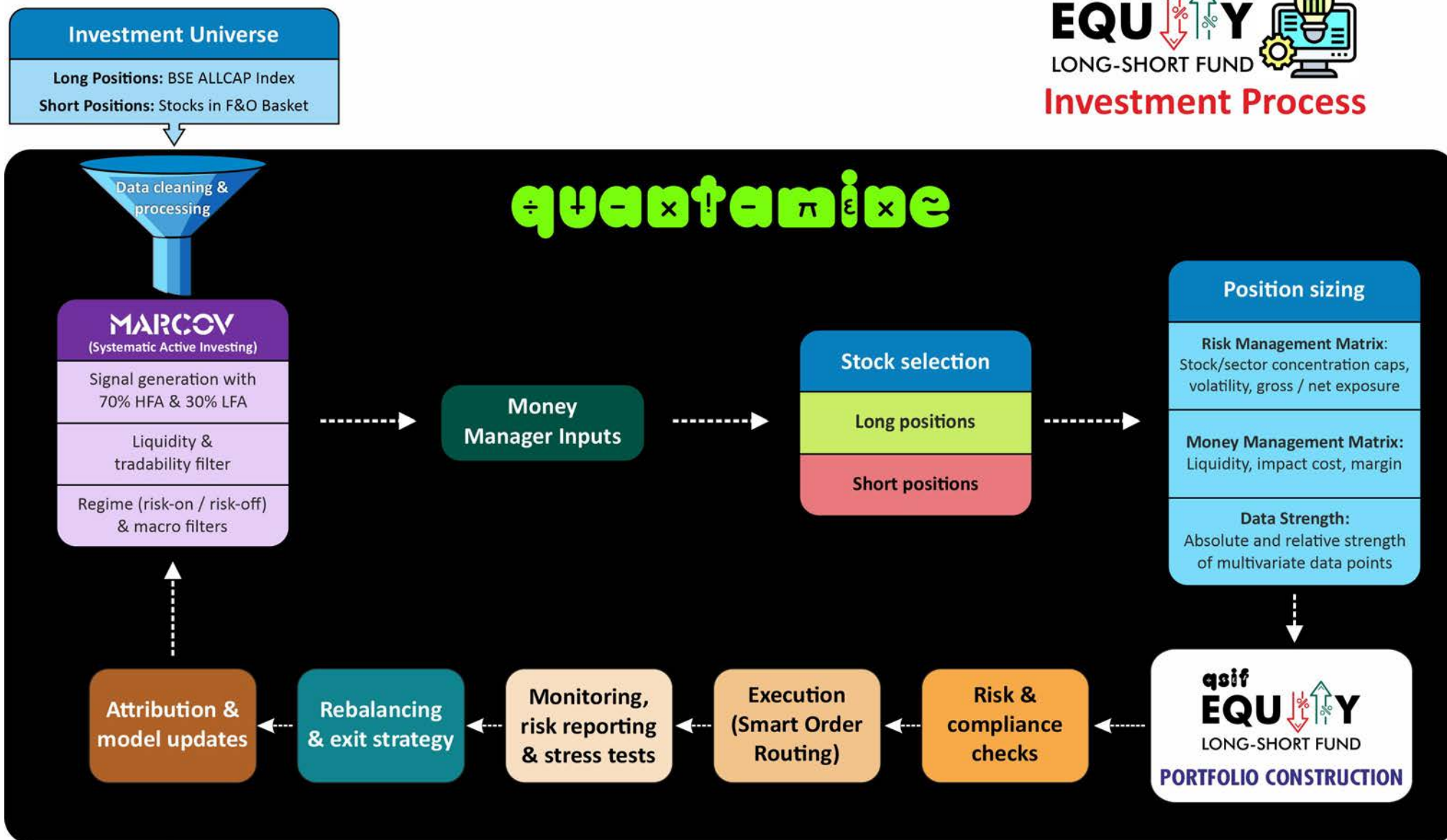
Instruments	Risk Profile	Range %
All cap cash equity / equity arbitrage	High / Low Risk	65 - 100
All cap unhedged derivative strategies (Long)	High Risk	0 - 35
All cap unhedged derivative strategies (Short)	High Risk	0 - 25
Hedging	Moderate Risk	0 - 100
Margins ( Cash, T-bills, G-secs )	Minimal Risk	0 - 15


**Minimum equity exposure (Long + Short) will be 80%**

A Flexi cap long-short strategy that will benefit from an unconstrained flexi approach - market capitalization agnostic portfolio along with long & short option via extensive usage of derivative strategies within SEBI's prescribed regulatory limits

*\*There is no assurance that the objective will be achieved*

*\*\*Please refer ISID for standard asset allocations*





cross asset, cross market

offered by quant mutual fund



Systematic Active Investing enabled through our proprietary investment framework ' **MARCOV** ' to go long on winners, short on laggards and curb drawdowns

**POWERED BY**  
High Frequency Analytics (HFA)

# evolution of quantamine



cross asset, cross market

offered by quant mutual fund

*inception to infinity*

objectivity is our religion, data is god

**quantamine** is a fully integrated, in-house intelligence and execution architecture engineered for **latency-sensitive** multi-asset strategies. Designed as the central nervous system of the firm's investment operations, it **unifies risk, compliance, investments, and operations** into a frictionless, coordinated workflow. It ingests heterogeneous, high-dimensional datasets on **macroeconomy, microstructure, sentiment, liquidity, and volatility** into a single actionable layer. Its architecture deploys advanced pattern recognition models to detect regime shifts, liquidity stress points, and market microstructure anomalies, dynamically recalibrating risk exposure in real time

Born in **1995** as **Stockmagic** (erstwhile name of **quantamine**) on a personal computer at the Founder's residence, the platform grew into a large-scale effort employing 75 engineers at its peak. Its evolution has been forged in crises: **Risk Appetite Analytics** after the 2000 dot-com collapse to gauge shifts in investor tolerance, **Liquidity Analytics** during the 2008 financial crisis to track hidden fragilities in funding markets, and **Money Flow Analytics** as their synthesis to map cross-asset capital movements. Post 2020 COVID-19 crash, **Perception Analytics** was reoriented from static earnings forecasts to model valuation multiples, while **Volatility Analytics** was expanded across asset classes to anticipate regime breaks and bolster proactive risk management

These pillars now form a tightly interlinked, adaptive framework that allows **quantamine** to anticipate market change with precision rather than react to it. Alongside, the platform delivers custom dashboards and performance analytics at any level of granularity. Extensive logging, maker-checker controls, and breach tracking ensure an auditable environment that balances agility with governance

“ By fusing **predictive modelling with streamlined inter-team workflows**, **‘quantamine’ facilitates market foresight and enables seamless execution of various kinds of strategies** ”



cross asset, cross market

offered by quant mutual fund



**Systematic Active Investing**  
**Active Strategies, Systematic Precision**

**Systematic Active Investing** is an investment style that combines the structural discipline of passive investing with the adaptability and insight of discretionary active management. It is a structured, rules-based decision architecture that is both conviction-driven and risk-aware

At quant, it forms the strategic backbone of qsif, enabling dynamic positioning across long-short portfolios with the objective of delivering steady performance through market cycles

**Systematic Active Investing** leverages machine intelligence, advanced analytics, and human insight to identify opportunities across asset classes, construct resilient portfolios, and manage risks with precision

This style thrives on data density and analytical depth, continuously interrogating high-frequency signals, structural dislocations and behavioural anomalies across asset classes

It is a style **designed for today's complex, data-saturated financial markets**, where speed, scalability, and structure are key to sustainable alpha generation

All investment decisions originate from measurable signals derived from price behaviour, market microstructure and macro cycles with real-time data integration and multi-factor modelling

“ Unlike conventional active investing, which often depends on episodic human judgment, or passive investing which forgoes responsiveness, **Systematic Active Investing** operates within a disciplined, repeatable and adaptive framework ”

# MARCOV

**M**icrostructure  
Analytics

**R**isk Analytics

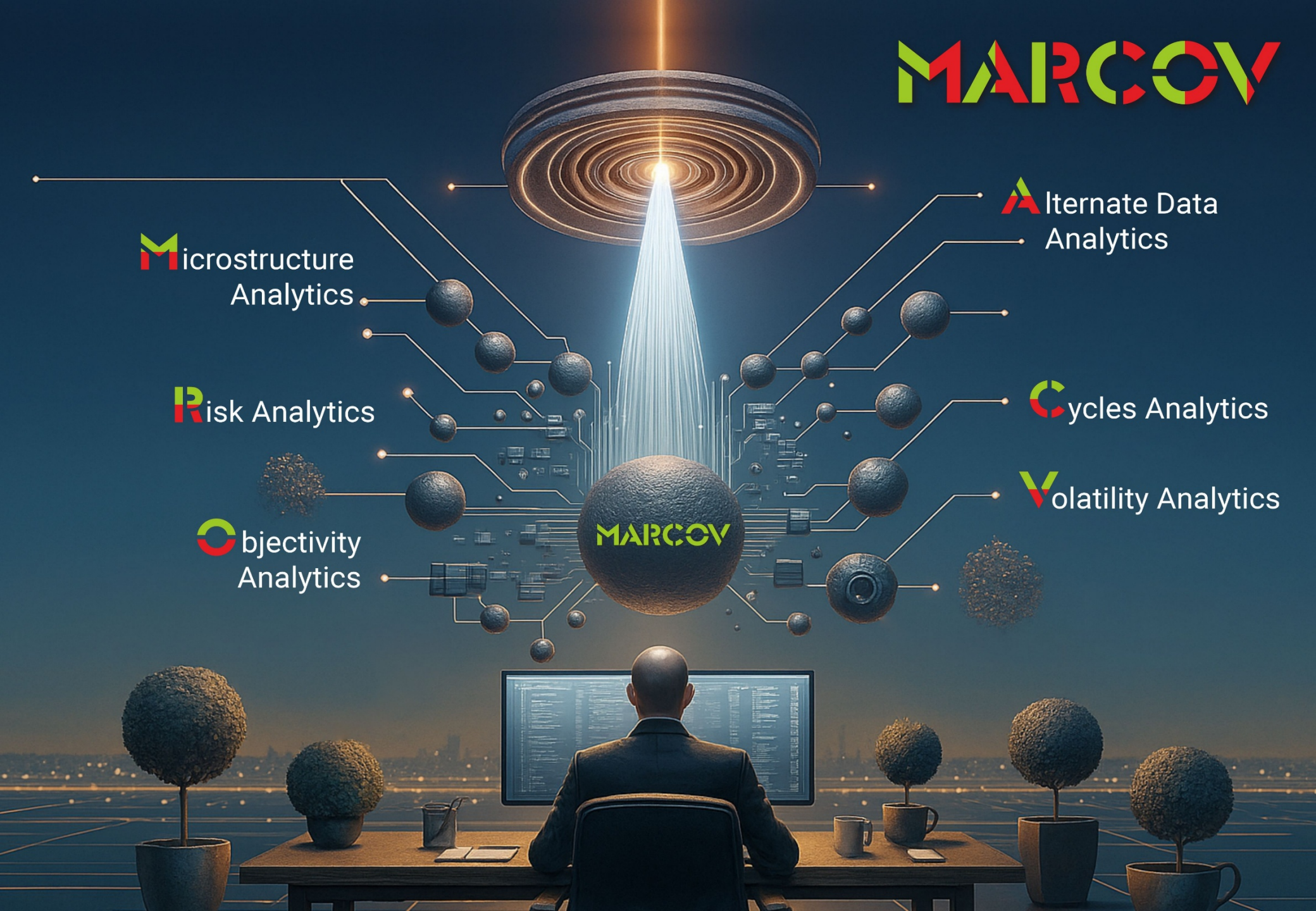
**O**bjectivity  
Analytics

**A**lternate Data  
Analytics

**C**ycles Analytics

**V**olatility Analytics

MARCOV



To implement the Systematic Active Investing style with precision and depth, we have developed **MARCOV**, a proprietary investment framework that **translates** the **philosophy** of Systematic Active Investing into an **actionable & adaptive allocation model**

**MARCOV** is a cross-asset, regime-aware framework built to optimise long–short portfolios with asymmetric return potential, controlled volatility, and adaptive risk modulation. It employs a **scientific, data-driven approach** to achieve consistent, superior risk-adjusted returns while maintaining tighter control over volatility and exposure

Predominantly based on our **High Frequency Analytics (HFA)**, it validates directional biases through a layered convergence model before capital is committed. The result is an integrated, forward-looking positioning model that can **systematically pivot between offensive and defensive stances**, ensuring that capital is consistently aligned with the prevailing and emerging market regime

Execution is governed by a dual-approval mechanism: **machine-calculated allocations undergo discretionary review by money managers** with deep domain-specific context, ensuring the macro-narrative alignment and risk considerations are embedded into the core decision layer

“ *This synergy between probabilistic models and systematic discipline allows qsif to move fluidly across the risk spectrum — from market-neutral stances to high-conviction directional allocations, while maintaining structural resilience* ”



cross asset, cross market

offered by quant mutual fund



**qsif powered by HFA**  
high-frequency data, transformed into strategic edge

quant's **High Frequency Analytics (HFA)** is an institutional-grade microstructure intelligence system designed to map and monitor live capital flows and latent risk vectors, transforming them into actionable insight. It is not speed for speed's sake; it is temporal resolution—the **ability to observe markets at the finest granularity** and act with conviction when fleeting opportunities arise

**Fractal mathematics** teaches that within apparent randomness lie repeating motifs, and **HFA** identifies and maps these structures across intraday and multi-day cycles, **revealing actionable opportunities hidden beneath the noise**. This capability allows us to **monitor positions, exposures, and margins in real time**, enabling both risk containment and strategic agility without sacrificing structural perspective

**HFA** processes high-frequency inputs such as **trade data, depth dynamics, liquidity flows across assets and venues, flow imbalance, sentiment signals and volatility clustering** to discern inflexion points of market-regime shifts. The processing pipeline is built for nanosecond-level throughput, enabling seamless ingestion, computation, and feedback in real time. Advanced state-mapping modules quantify **order flow toxicity, track liquidity shocks, and monitor adverse selection risk**, allowing the system to anticipate order book imbalances and volatility inflections before they appear on conventional timeframes. **Intraday decay curves, transaction cost models, and slippage analysis** align execution with optimal liquidity windows, ensuring minimal market footprint without compromising conviction trades. **Volatility clustering models** further refine gross and net exposure levels, ensuring drawdown containment without sacrificing convex upside capture

**HFA** is market data in motion—its insights inform the continuous calibration of our quantitative models, the live adjustment of strategies, and the anticipation of inflexion points in market regimes. The result is resilience at high speed: the ability to act decisively under conditions of uncertainty, while maintaining a coherent long-term strategic framework

“ In qsif's investment framework, **HFA** functions as the **timing oracle**—shaping the cadence of portfolio decisions by **fusing predictive analytics with live feedback loops** that continuously recalibrate signals and strategies ”

**Lower portfolio volatility:** enhanced portfolio diversification leading to reduced dependence on broad market movements

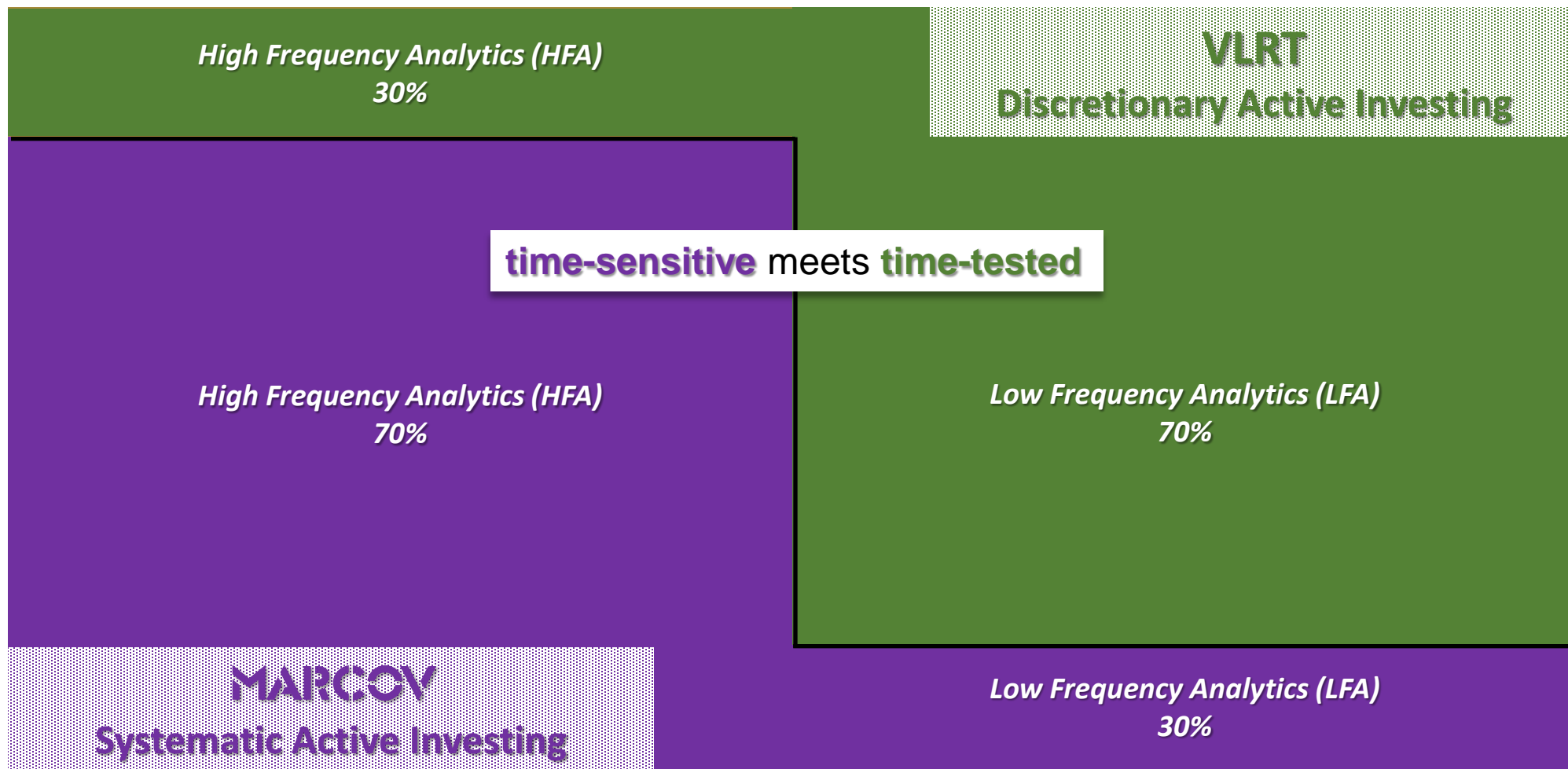
**Lower drawdowns during market consolidation:** steadier performance than long-only strategies by taking opportunistic directionally short positions with negative correlation to market returns

**Lower net market exposure:** flexibility to dynamically adjust gross long & short exposure thereby reducing overall net market exposure

**Flexibility and active management:** dynamically adjust risk exposure and reallocate assets in response to evolving market conditions, independent of rigid benchmark constraints

**Additional potential alpha from short positions:** flexibility of short position in asset classes expected to underperform and during market consolidation phases

## quant Mutual Fund



qsif – Specialized Investment Fund

# qsif, MF & AIF | comparison

Features	quant MF Schemes	qsif	AIFs
Investment Framework	Discretionary Active Investing (VLRT)	Systematic Active Investing (MARCOV)	Tradional Active Investing
Portfolio Analytics	Low Frequency Analytics	High Frequency Analytics	Low Frequency Analytics
LFA/HFA Ratio	70/30	30/70	90/10
Investment horizon for Fund Managers	Medium & Long-term	Short & Medium-term	Long-term
<b>Relative Risk Profiling (Beta)</b>			
i) Equity	High	Moderate	Very High
ii) Hybrid	Moderate	Moderate	Moderate
iii) Debt	Low	Low	Moderate
Tax Efficiency	High	High	Low
Investment Tenure for Investors	Long-term	Long-term	Long-term
Diversification	Diversified	More Diversified	Less Diversified
Max Exposure	100%	100%	200% (Leverage)
Hedging	✓	✓	✓
Unhedged (Naked Shorts)	0%	25%	100%
Low Risk Derivative strategies viz. Arbitrage	✓	✓	✓
Low Risk Derivative strategies viz. Covered Call	✓	✓	✓
Low Risk Derivative strategies viz. Bear Put Spread	✗	✓	✓
Low Risk Derivative strategies viz. Long Straddle	✓	✓	✓
Low Risk Derivative strategies viz. Protective Put	✓	✓	✓
Moderate Risk Derivative strategies viz. Bear Call Spread	✗	✓	✓
High Risk Derivative strategies viz. Short Call	✗	✓	✓
High Risk Derivative strategies viz. Short Put	✗	✓	✓
High Risk Derivative strategies viz. Short Straddle	✗	✓	✓

High-Frequency  
Analytics (70%)  
+  
Low-Frequency  
Analytics (30%)



Risk Management




Money  
Manager  
Experience



**Portfolio Construction**  
+  
**Dynamic Rebalancing**

# India's 1<sup>st</sup> Specialized Investment Fund (SIF)



cross asset, cross market

offered by quant mutual fund

**Based on**  
**Systematic Active Investing**



## The Money Managers and Analysts are responsible for the portfolio management

(including idea generation, portfolio construction, security selection, investment research, dynamic rebalancing and risk management of the Fund).



### **Sandeep Tandon | Founder & Chief Investment Officer**

Sandeep is the Founder & Chief Investment Officer of the quant Money Managers, which has grown to an AUM of approximately INR 96,000 crore from under INR 200 crore in just four years. Sandeep has built the mutual funds business from ground up, honing a culture of excellence and innovation. His entrepreneurial skills have established a mutual fund, which has captured the imagination of the modern investor base, and reached out to the length and breadth of vivid Bharat, now totaling over 9.6 million folios. He has channeled his vast experiences, interests and novel thinking into building the predictive analytics framework and the dynamic VLRT investment framework of the quant group. It is these frameworks coupled with his deep understanding of various asset classes at a global level, including credit, commodities, equities and now digital currencies that enable Sandeep in definitive identification of market inflexion points and arriving at conclusive micro and macro calls.

Sandeep's credentials as a global macro strategist are well established. As a behavioral house, quant engages multiple proprietary indicators and believes in the study of cycles to find inflexion points, using predictive analytics. Sandeep has a strong belief in quant Group's role as a knowledge partner in creating awareness about latest developments in investment philosophy and ideas, such as behavioral research. It is for this reason that he believes investor education is of utmost importance and the group, under his leadership, has undertaken many initiatives in this regard. Based on this belief, quant has authored 'Being Relevant' and 'quantamine: inception to infinity'. These books build on research covering decades, even centuries of data points, distilled through quant's VLRT & MARCOV investment frameworks and predictive analytics indicators. They further outline the potential trajectory for the world in the coming decades that can help money managers and investors prepare for volatile times, which will upend the conventional analytical methods and beliefs of the past decades.

Sandeep has vast experience of over 33 years in the capital markets. His journey in the money management business started in FY 1992-93 with GIC mutual fund (a JV partner with George Soros in India) where he was a trainee. He later joined IDBI Asset Management, where he was a founding member and a part of the core team that initialized the asset management business. He played a key role in devising, conceptualizing and marketing one of India's most successful mutual fund schemes: IDBI I-NITS 95. Furthermore, Sandeep worked in pivotal positions at several reputed financial services firms including ICICI Securities (a JV partner with J P Morgan in India), Kotak Securities (a JV partner with Goldman Sachs in India) and REFCO (erstwhile global derivatives firm). He has also worked at the Economic Times Research Bureau (a research wing of Bennett, Coleman and Company Limited).

**Lokesh Garg | Money Manager**

Lokesh has two decades' experience in equity markets with Kotak Institutional Equities and Credit Suisse/UBS. He has worked across multiple sectors and has been a highly ranked analyst all throughout. He completed his MBA from IIM Ahmedabad and B. Tech from IIT Roorkee with a University Gold Medal. He is also a Level III Chartered Financial Analyst and has also worked with ICICI Bank (Treasury) and Infosys. His last assignment was with UBS, India Institutional Equities, as Executive Director, transitioning from Credit Suisse during the UBS-Credit Suisse global takeover. As a Director at Credit Suisse, India Institutional Equities, he was amongst the top analysts for capital goods in India managing coverage in multiple sectors across a wide spectrum and was voted by most of the large institutional investors.

**Sameer Kate | Money Manager**

Sameer has over two decades of experience in Indian equities and derivatives dealing. Prior to joining quant MF, Sameer was Sr. Sales Trader at Investec Capital covering equity and derivatives trading for domestic and foreign institutional clients. He has also worked for over 16 years at Kotak Securities as a Sales Trader. Sameer has completed Bachelor of Computer Science from Pune University and an MBA from IME Pune.

**Ankit Pande | Money Manager**



Ankit has an experience of over 13 years in Indian equities. He started his career in core banking software with Infosys' Finacle, then moved in to equity research, along the way picking up the (U.S. based) CFA charter and a masters in business administration from The Chinese University of Hong Kong in 2017, being placed on the school's Dean List. He won the Thomson Reuters StarMine Award for best stock picker in the IT sector in 2014 and is a lifetime member of the Beta Gamma Sigma academic honour society.

**Sanjeev Sharma | Money Manager**



Sanjeev has been associated with various schemes of quant mutual fund since 2005. Sanjeev specializes in analysis of credit risk and is responsible for monitoring and assessing investment opportunities across asset classes. Sanjeev brings along a rich and diverse experience in the Capital Markets of over 18 years to his role of a Money Manager. He has obtained an M'Com, PG Diploma in Business Administration (Finance) and Certified Treasury Manager (Forex & Risk Management).

# investment strategy details

Category of Investment Strategy	Equity Long-Short Fund
NFO Period	New Fund Offer Opens on: <b>September 17, 2025</b> New Fund Offer Closes on: <b>October 01, 2025</b>
Allotment & Subscriptions	Allotment date: <b>October 07, 2025</b> Open for subscriptions: <b>October 08, 2025</b>
Investment Objective	The investment objective of the Scheme is to generate long-term capital appreciation by investing in a diversified portfolio of equity and equity-related instruments while employing limited short exposure through derivatives to enhance returns and manage risk efficiently. There is no assurance that the investment objective of the Investment strategy will be achieved.
Benchmark Index	NIFTY 500 Total Return Index (TRI)
Investment Type	An open ended equity investment strategy investing in listed equity and equity related instruments including limited short exposure in equity through derivative instruments.
Plans Available	<b>qsif Equity Long-Short Fund</b> – Growth Option – Direct & Regular <b>quant Equity Long-Short Fund</b> – Income Distribution cum Capital Withdrawal Option (Payout & Re-investment facility) – Direct & Regular
Entry Load	Nil
Exit Load	1 % if redeemed/switched out on or before completion of 15 days from the date of allotment of units.
Fund Managers	Mr. Sandeep Tandon   Mr. Lokesh Garg   Mr. Sameer Kate   Mr. Ankit Pande   Mr. Sanjeev Sharma
Minimum Application	Purchase: Rs.10,00,000/- plus in multiple of Re.1 thereafter
Amount during the NFO and onwards	Additional Purchase: Rs. 10,00,000/- and in multiples of Rs. 1/- thereafter Repurchase: Rs. 10,000/-
Systematic Investment Plan (SIP)	Rs. 10,000/- and multiple of Re. 1/-
Switches	Not Applicable
Bank Details	<b>Account Name:</b> qsif Equity Long Short Fund <b>Account Number:</b> 57500001833313 <b>IFSC Code:</b> HDFC0000060, Branch: HDFC, Fort, Mumbai 400001
RTGS and Transfer	Till the end of business hours on: <b>October 01, 2025</b>
MICR	Till the end of business hours on: <b>October 01, 2025</b>

This product is suitable for investors who are seeking*:	Risk-Band	Benchmark Risk-Band (as applicable)
<ul style="list-style-type: none"> <li>To generate long-term capital appreciation by investing in a diversified portfolio of equity and equity-related instruments while employing limited short exposure through derivatives to enhance returns and manage risk efficiently.</li> </ul>	 <p><b>Risk Band Level 5</b></p>	 <p><b>Risk Band Level 5</b> NIFTY 500 Total Return Index (TRI)</p>
*Investors should consult their financial advisors if in doubt about whether the product is suitable for them. The above product labelling assigned during the New Fund Offer (NFO) is based on internal assessment of the scheme characteristics or model portfolio and the same may vary post NFO when the actual investments are made		

LINKS			
Investment Strategy Information Document (ISID) <a href="#">Click here</a>	NFO Application Form <a href="#">Click here</a>	Detailed qsif Presentation <a href="#">Click here</a>	qsif Website <a href="#">Click here</a>


ALSO AVAILABLE ON		
		<a href="http://www.qsif.com">www.qsif.com</a>



**Disclaimer:** All figures and data given in the document are dated unless stated otherwise. In the preparation of the material contained in this document, the AMC has used information that is publicly available, including information developed in-house. Some of the material used in the document may have been obtained from members/persons other than the AMC and/or its affiliates and which may have been made available to the AMC and/or to its affiliates. Information gathered and material used in this document is believed to be from reliable sources. The AMC however does not warrant the accuracy, reasonableness and / or completeness of any information. We have included statements / opinions / recommendations in this document, which contain words, or phrases such as “will”, “expect”, “should”, “believe” and similar expressions or variations of such expressions, that are “forward looking statements”. Actual results may differ materially from those suggested by the forward looking statements due to risk or uncertainties associated with our expectations with respect to, but not limited to, exposure to market risks, general economic and political conditions in India and other countries globally, which have an impact on our services and / or investments, the monetary and interest policies of India, inflation, deflation, unanticipated turbulence in interest rates, foreign exchange rates, equity prices or other rates or prices etc. The AMC (including its affiliates), the Mutual Fund, the Specialized Investment Fund the trust and any of its officers, directors, personnel and employees, shall not liable for any loss, damage of any nature, including but not limited to direct, indirect, punitive, special, exemplary, consequential, as also any loss of profit in any way arising from the use of this material in any manner. The recipient alone shall be fully responsible/are liable for any decision taken on this material. Investors are advised to consult their own legal, tax and financial advisors to determine possible tax, legal and other financial implication or consequence of subscribing to the units of qsif (offered by quant Mutual Fund). quant Money Managers Ltd. has no duty or obligation to update the information contained herein. Past performance may or may not be sustained in the future. This presentation, including the information contained herein, may not be copied, reproduced, republished, or posted in whole or in part, in any form without the prior written consent of quant Money Managers Ltd.

The views expressed herein are as of September 15, 2025\*. This presentation has been prepared and issued on the basis of internal data, publicly available information and other sources believed to be reliable. The information contained in this document is for general purposes only and not a complete disclosure of every material fact and terms and conditions. The information / data herein alone is not sufficient and shouldn't be used for the development or implementation of an investment strategy. It should not be construed as investment advice to any party. All opinions, figures, charts/graphs, estimates and data included in this presentation are as on date and are subject to change without notice. Readers shall be fully responsible / liable for any decision taken on the basis of this presentation. Investments in Securities are subject to market and other risks and there is no assurance or guarantee that the objectives of any of the investment strategies will be achieved. The investment strategy may not be suited to all categories of investors. Recipient shall understand that the aforementioned statements cannot disclose all the risks and characteristics. The recipient is requested to take into consideration all the risk factors including their financial condition, suitability to risk return, etc. and take professional advice before investing.

**INVESTMENTS IN SPECIALIZED INVESTMENT FUND INVOLVES RELATIVELY HIGHER RISK INCLUDING POTENTIAL LOSS OF CAPITAL, LIQUIDITY RISK AND MARKET VOLATILITY. PLEASE READ ALL INVESTMENT STRATEGY RELATED DOCUMENTS CAREFULLY BEFORE MAKING THE INVESTMENT DECISION.**

# thank you



qsif  
**EQU**   **Y**  
LONG-SHORT FUND